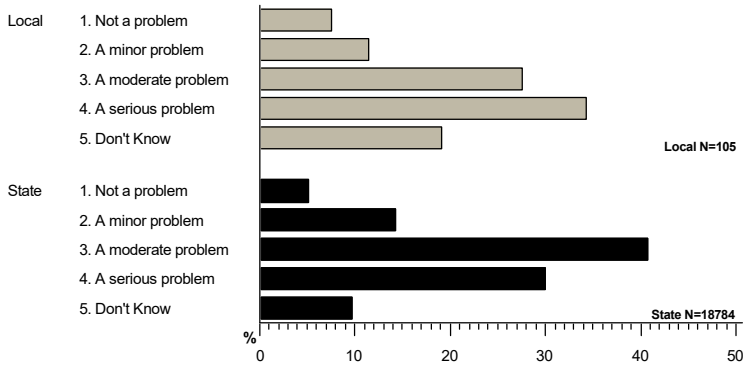


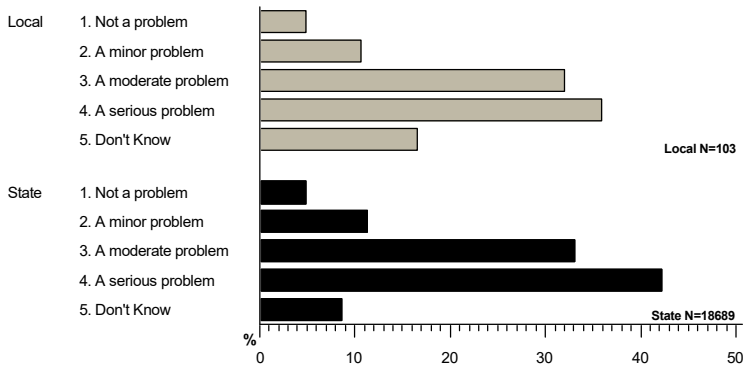
2022 SoapLake CPWI Community Survey Results
105 responses collected between 07/15/2022 and 11/16/2022

01a. How much of a problem do you think each of the following is among youth (6 – 12th grade) in your community? Alcohol use



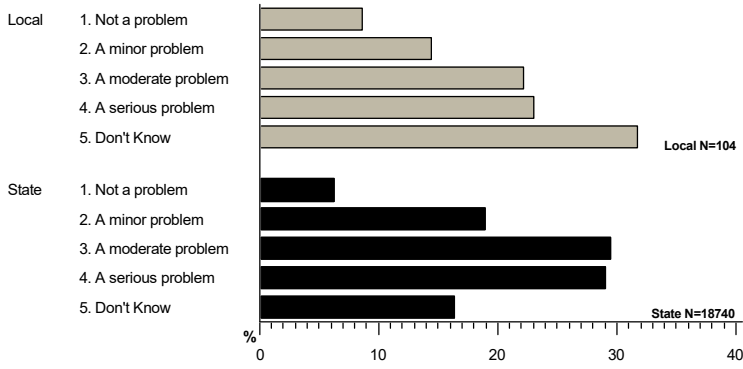
Answer	Local		State	
	Count	%	Count	%
1. Not a problem	8	7.6	968	5.2
2. A minor problem	12	11.4	2689	14.3
3. A moderate problem	29	27.6	7660	40.8
4. A serious problem	36	34.3	5631	30.0
5. Don't Know	20	19.0	1836	9.8

01b. How much of a problem do you think each of the following is among youth (6 – 12th grade) in your community? Marijuana or hashish use



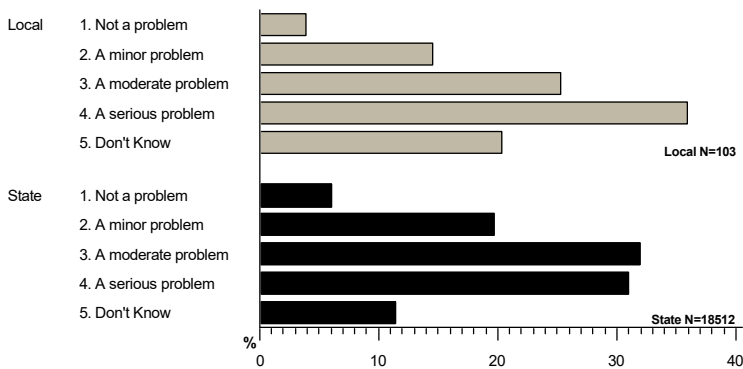
Answer	Local		State	
	Count	%	Count	%
1. Not a problem	5	4.9	907	4.9
2. A minor problem	11	10.7	2113	11.3
3. A moderate problem	33	32.0	6175	33.0
4. A serious problem	37	35.9	7892	42.2
5. Don't Know	17	16.5	1602	8.6

01c. How much of a problem do you think each of the following is among youth (6 – 12th grade) in your community? Prescription drug misuse (using medication without a prescription or in a way other than prescribed)



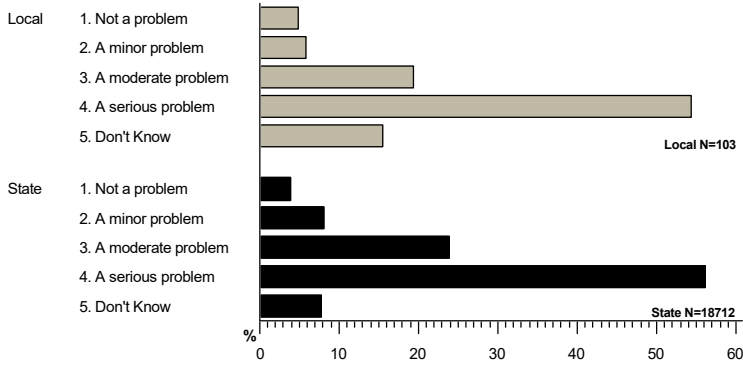
Answer	Local		State	
	Count	%	Count	%
1. Not a problem	9	8.7	1179	6.3
2. A minor problem	15	14.4	3543	18.9
3. A moderate problem	23	22.1	5524	29.5
4. A serious problem	24	23.1	5434	29.0
5. Don't Know	33	31.7	3060	16.3

01e. How much of a problem do you think each of the following is among youth (6 – 12th grade) in your community? Tobacco use



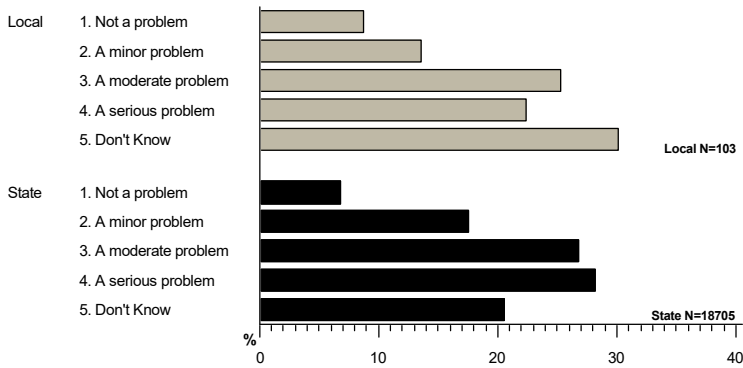
Answer	Local		State	
	Count	%	Count	%
1. Not a problem	4	3.9	1118	6.0
2. A minor problem	15	14.6	3649	19.7
3. A moderate problem	26	25.2	5910	31.9
4. A serious problem	37	35.9	5729	30.9
5. Don't Know	21	20.4	2106	11.4

01f. How much of a problem do you think each of the following is among youth (6 – 12th grade) in your community? E-cigarettes or other electronic vapor products



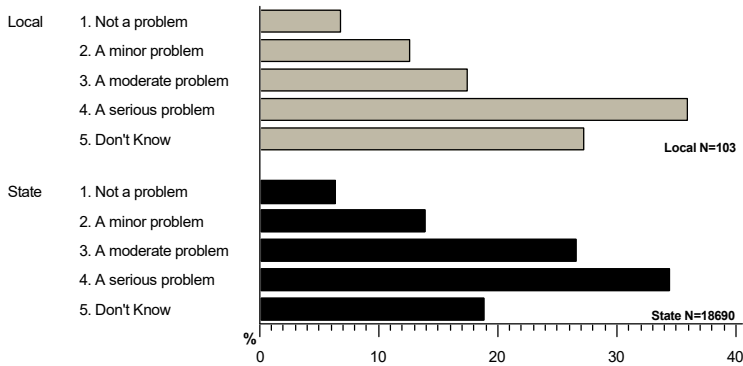
Answer	Local		State	
	Count	%	Count	%
1. Not a problem	5	4.9	743	4.0
2. A minor problem	6	5.8	1507	8.1
3. A moderate problem	20	19.4	4482	24.0
4. A serious problem	56	54.4	10509	56.2
5. Don't Know	16	15.5	1471	7.9

01g. How much of a problem do you think each of the following is among youth (6 – 12th grade) in your community? Driving under the influence of alcohol



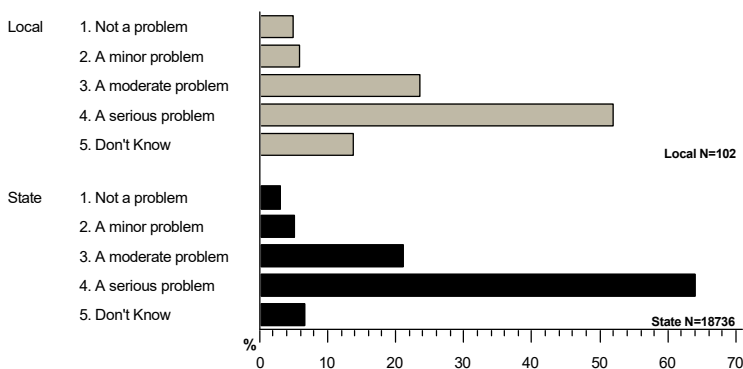
Answer	Local		State	
	Count	%	Count	%
1. Not a problem	9	8.7	1277	6.8
2. A minor problem	14	13.6	3289	17.6
3. A moderate problem	26	25.2	5006	26.8
4. A serious problem	23	22.3	5281	28.2
5. Don't Know	31	30.1	3852	20.6

01h. How much of a problem do you think each of the following is among youth (6 – 12th grade) in your community? Driving under the influence of marijuana



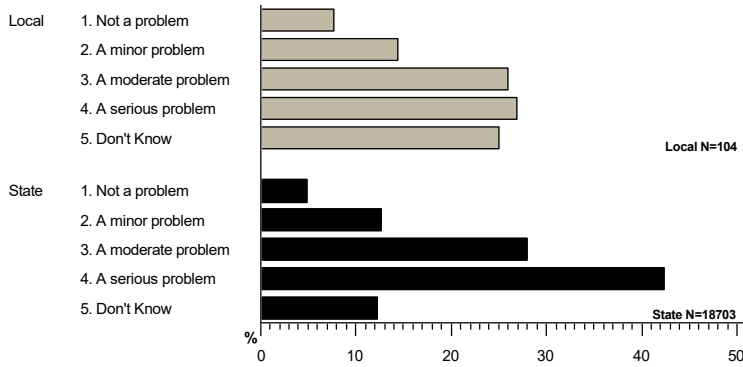
Answer	Local		State	
	Count	%	Count	%
1. Not a problem	7	6.8	1181	6.3
2. A minor problem	13	12.6	2598	13.9
3. A moderate problem	18	17.5	4965	26.6
4. A serious problem	37	35.9	6424	34.4
5. Don't Know	28	27.2	3522	18.8

01i. How much of a problem do you think each of the following is among youth (6 – 12th grade) in your community? Depression



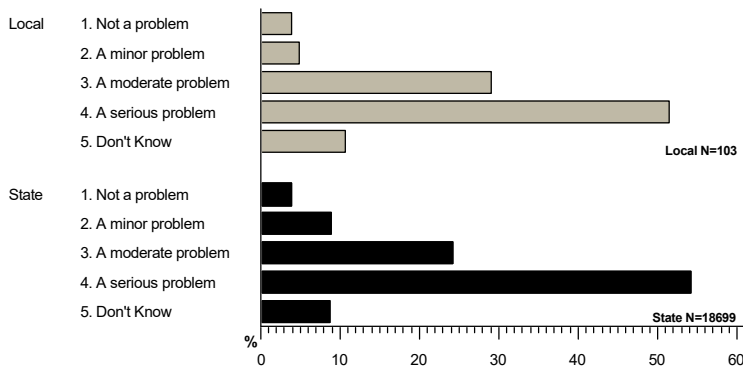
Answer	Local		State	
	Count	%	Count	%
1. Not a problem	5	4.9	563	3.0
2. A minor problem	6	5.9	973	5.2
3. A moderate problem	24	23.5	3973	21.2
4. A serious problem	53	52.0	11986	64.0
5. Don't Know	14	13.7	1241	6.6

01j. How much of a problem do you think each of the following is among youth (6 – 12th grade) in your community? Suicide



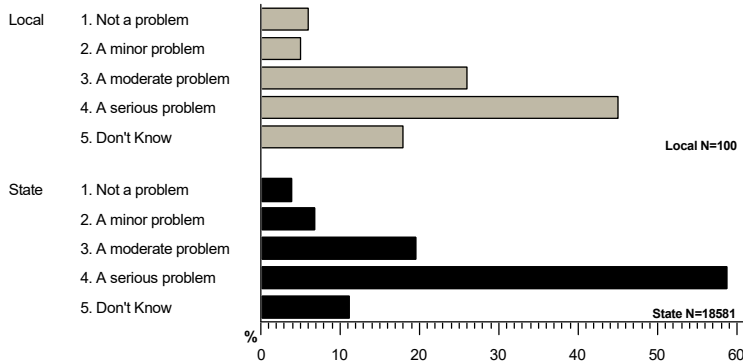
Answer	Local		State	
	Count	%	Count	%
1. Not a problem	8	7.7	906	4.8
2. A minor problem	15	14.4	2381	12.7
3. A moderate problem	27	26.0	5221	27.9
4. A serious problem	28	26.9	7908	42.3
5. Don't Know	26	25.0	2287	12.2

01k. How much of a problem do you think each of the following is among youth (6 – 12th grade) in your community? Bullying



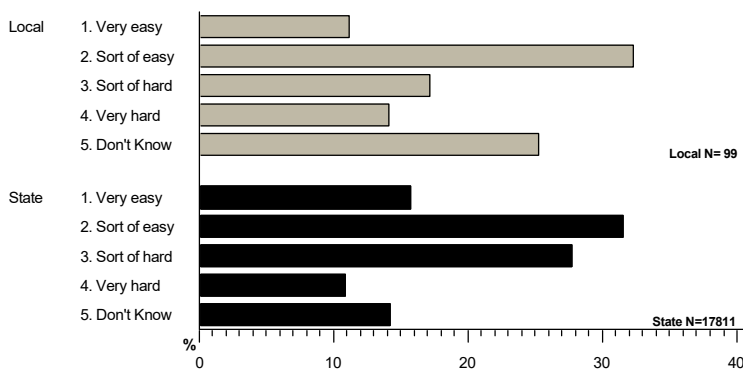
Answer	Local		State	
	Count	%	Count	%
1. Not a problem	4	3.9	721	3.9
2. A minor problem	5	4.9	1670	8.9
3. A moderate problem	30	29.1	4515	24.1
4. A serious problem	53	51.5	10146	54.3
5. Don't Know	11	10.7	1647	8.8

01l. How much of a problem do you think each of the following is among youth (6 – 12th grade) in your community? Bullying on social media



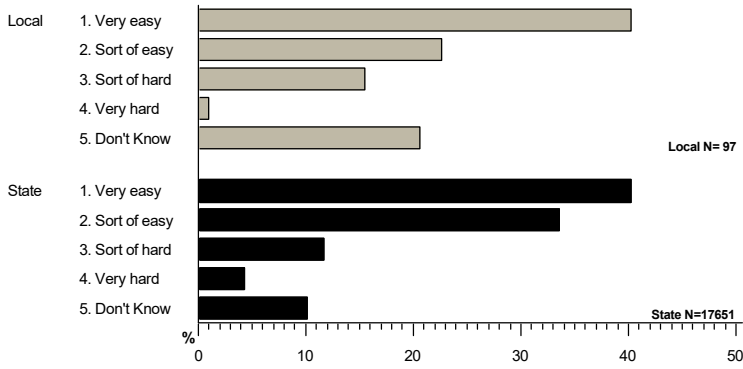
Answer	Local		State	
	Count	%	Count	%
1. Not a problem	6	6.0	730	3.9
2. A minor problem	5	5.0	1253	6.7
3. A moderate problem	26	26.0	3636	19.6
4. A serious problem	45	45.0	10894	58.6
5. Don't Know	18	18.0	2068	11.1

2a. If a youth wanted to get some alcohol, how easy would it be for them to get some? Middle School youth (6th-8th grade)



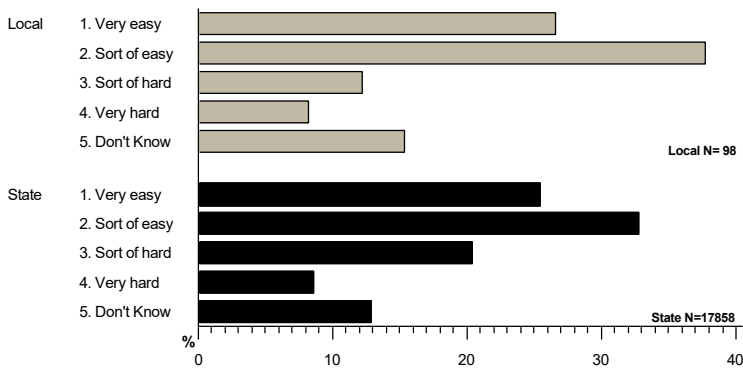
Answer	Local		State	
	Count	%	Count	%
1. Very easy	11	11.1	2794	15.7
2. Sort of easy	32	32.3	5609	31.5
3. Sort of hard	17	17.2	4938	27.7
4. Very hard	14	14.1	1934	10.9
5. Don't Know	25	25.3	2536	14.2

2b.If a youth wanted to get some alcohol, how easy would it be for them to get some? High School youth (9th-12th grade)



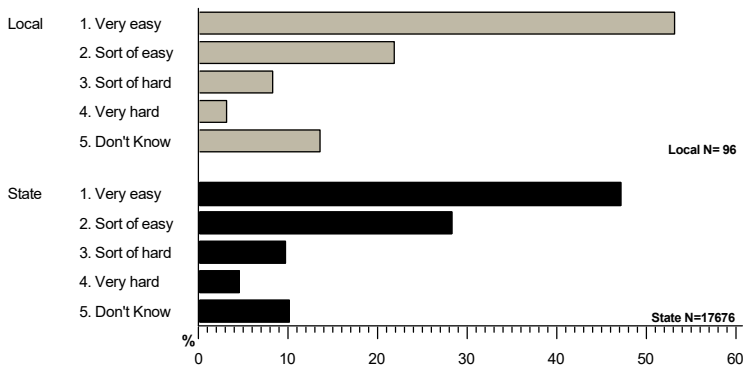
Answer	Local		State	
	Count	%	Count	%
1. Very easy	39	40.2	7093	40.2
2. Sort of easy	22	22.7	5937	33.6
3. Sort of hard	15	15.5	2060	11.7
4. Very hard	1	1.0	767	4.3
5. Don't Know	20	20.6	1794	10.2

3a.If a youth wanted to get some marijuana, how easy would it be for them to get some? Middle School youth (6th-8th grade)



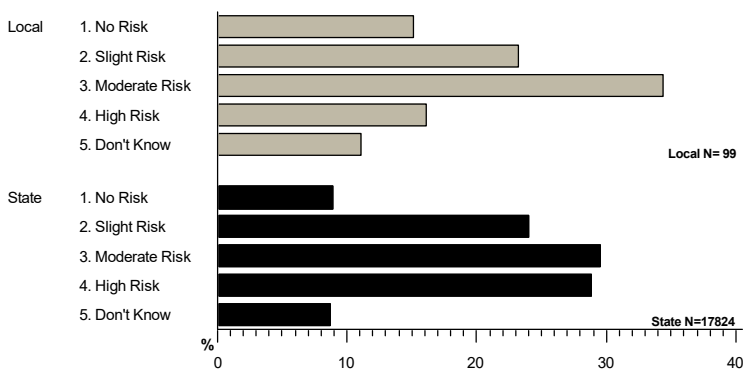
Answer	Local		State	
	Count	%	Count	%
1. Very easy	26	26.5	4540	25.4
2. Sort of easy	37	37.8	5845	32.7
3. Sort of hard	12	12.2	3637	20.4
4. Very hard	8	8.2	1534	8.6
5. Don't Know	15	15.3	2302	12.9

3b.If a youth wanted to get some marijuana, how easy would it be for them to get some? High School youth (9th-12th grade)



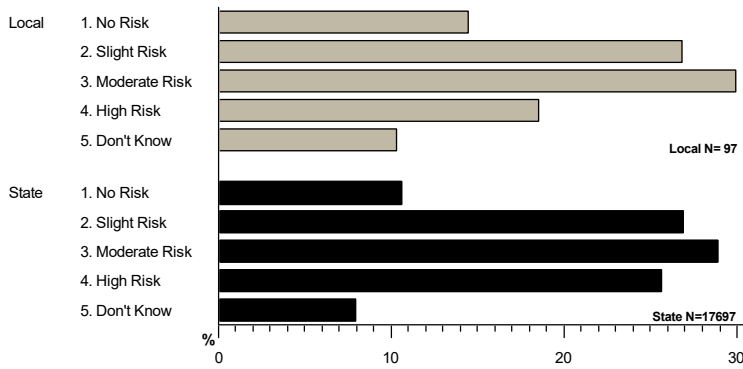
Answer	Local		State	
	Count	%	Count	%
1. Very easy	51	53.1	8345	47.2
2. Sort of easy	21	21.9	5009	28.3
3. Sort of hard	8	8.3	1715	9.7
4. Very hard	3	3.1	803	4.5
5. Don't Know	13	13.5	1804	10.2

4a. How much do you think youth risk harming themselves if they try marijuana once or twice? Middle School youth (6th-8th grade)



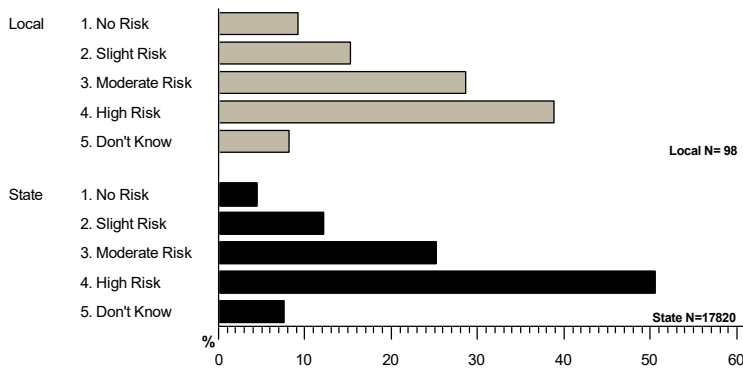
Answer	Local		State	
	Count	%	Count	%
1. No Risk	15	15.2	1583	8.9
2. Slight Risk	23	23.2	4286	24.0
3. Moderate Risk	34	34.3	5272	29.6
4. High Risk	16	16.2	5138	28.8
5. Don't Know	11	11.1	1545	8.7

4b. How much do you think youth risk harming themselves if they try marijuana once or twice? High School youth (9th-12th grade)



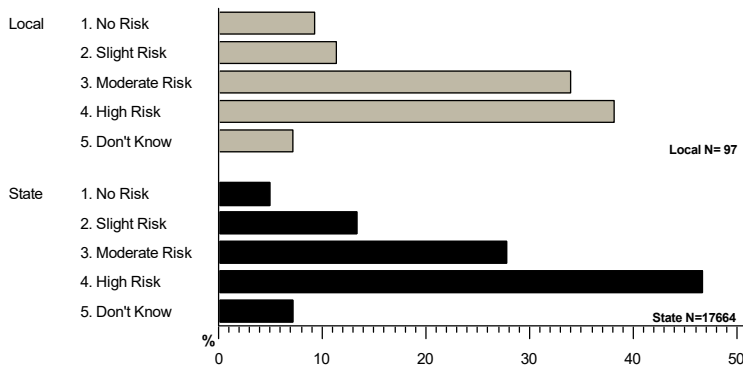
Answer	Local		State	
	Count	%	Count	%
1. No Risk	14	14.4	1874	10.6
2. Slight Risk	26	26.8	4765	26.9
3. Moderate Risk	29	29.9	5117	28.9
4. High Risk	18	18.6	4535	25.6
5. Don't Know	10	10.3	1406	7.9

5a. How much do you think youth risk harming themselves if they try marijuana regularly (once or twice a week)? Middle School youth (6th-8th grade)



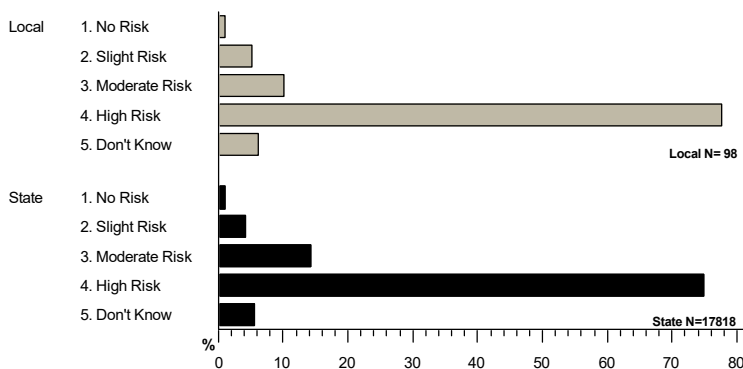
Answer	Local		State	
	Count	%	Count	%
1. No Risk	9	9.2	807	4.5
2. Slight Risk	15	15.3	2180	12.2
3. Moderate Risk	28	28.6	4489	25.2
4. High Risk	38	38.8	8994	50.5
5. Don't Know	8	8.2	1350	7.6

5b. How much do you think youth risk harming themselves if they try marijuana regularly (once or twice a week)? High School youth (9th-12th grade)



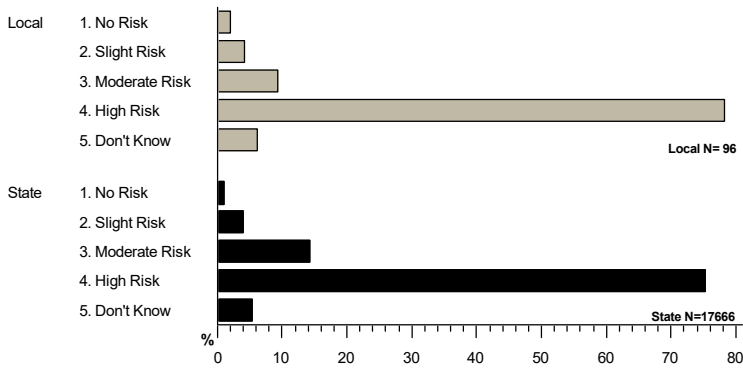
Answer	Local		State	
	Count	%	Count	%
1. No Risk	9	9.3	872	4.9
2. Slight Risk	11	11.3	2363	13.4
3. Moderate Risk	33	34.0	4916	27.8
4. High Risk	37	38.1	8247	46.7
5. Don't Know	7	7.2	1266	7.2

6a. How much do you think youth risk harming themselves if they use prescription drugs that are not prescribed to them? Middle School youth (6th-8th grade)



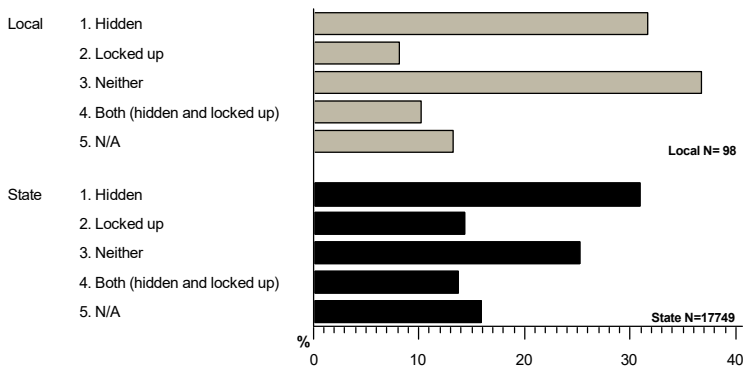
Answer	Local		State	
	Count	%	Count	%
1. No Risk	1	1.0	191	1.1
2. Slight Risk	5	5.1	764	4.3
3. Moderate Risk	10	10.2	2533	14.2
4. High Risk	76	77.6	13336	74.8
5. Don't Know	6	6.1	994	5.6

6b. How much do you think youth risk harming themselves if they use prescription drugs that are not prescribed to them? High School youth (9th-12th grade)



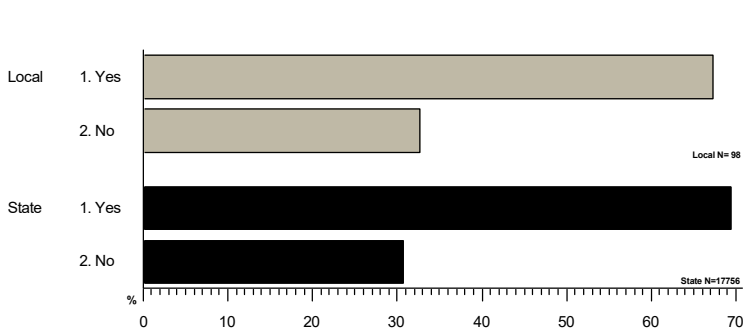
Answer	Local		State	
	Count	%	Count	%
1. No Risk	2	2.1	173	1.0
2. Slight Risk	4	4.2	720	4.1
3. Moderate Risk	9	9.4	2517	14.2
4. High Risk	75	78.1	13296	75.3
5. Don't Know	6	6.3	960	5.4

7. If you currently have prescription medication at your home, where are those medications usually kept?



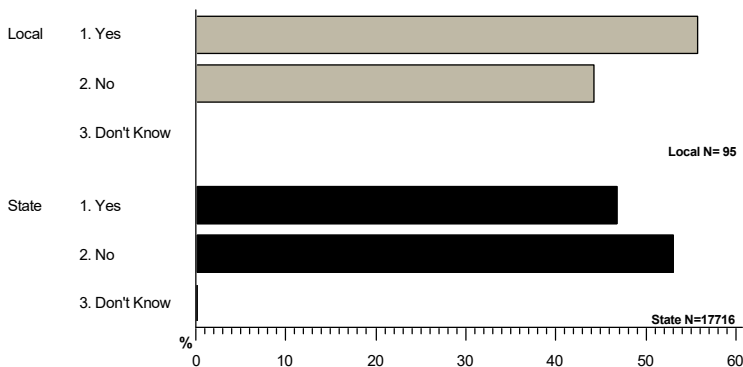
Answer	Local		State	
	Count	%	Count	%
1. Hidden	31	31.6	5477	30.9
2. Locked up	8	8.2	2551	14.4
3. Neither	36	36.7	4467	25.2
4. Both (hidden and locked up)	10	10.2	2437	13.7
5. N/A	13	13.3	2817	15.9

8. Do you know where in your community you could get rid of prescription drugs that you no longer need?



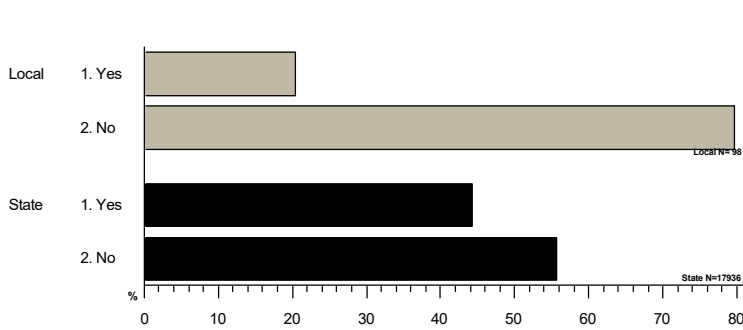
Answer	Local		State	
	Count	%	Count	%
1. Yes	66	67.3	12310	69.3
2. No	32	32.7	5446	30.7

9. There is a group of volunteers in your community who are working to reduce youth alcohol and other drug use. Are you aware of this group/coalition?



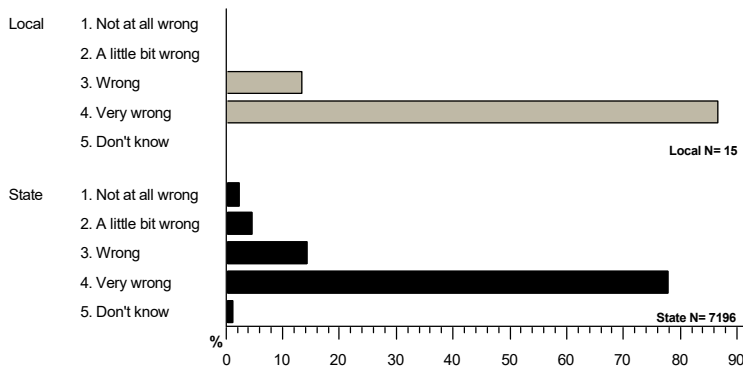
Answer	Local		State	
	Count	%	Count	%
1. Yes	53	55.8	8291	46.8
2. No	42	44.2	9384	53.0
3. Don't Know	0	0.0	41	0.2

10. Are you a parent or guardian with any children in 6th – 12th grade?



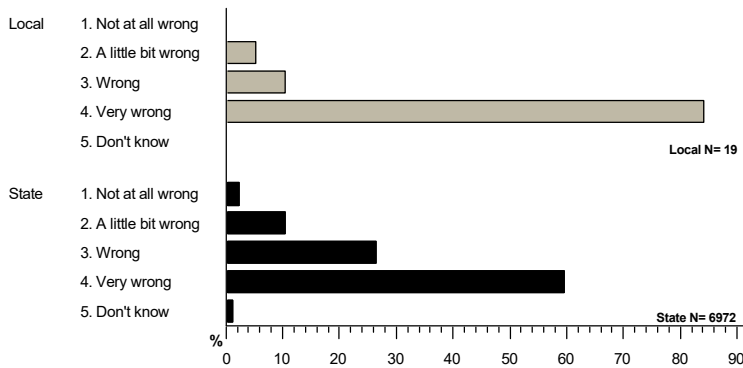
Answer	Local		State	
	Count	%	Count	%
1. Yes	20	20.4	7944	44.3
2. No	78	79.6	9992	55.7

11a1. How wrong do you think it would be for your child / children to drink alcohol? Middle School youth (6th-8th grade)



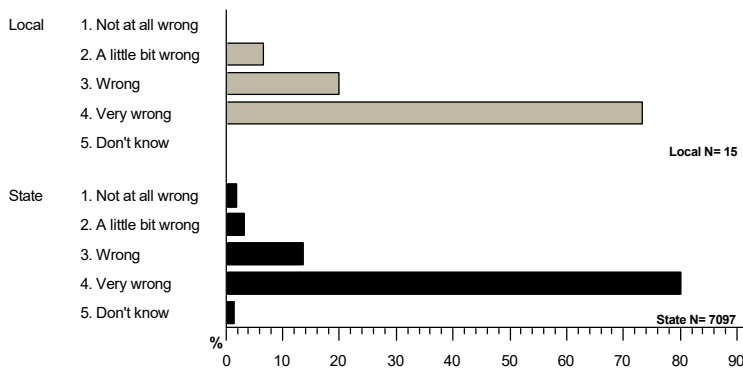
Answer	Local		State	
	Count	%	Count	%
1. Not at all wrong	0	0.0	163	2.3
2. A little bit wrong	0	0.0	328	4.6
3. Wrong	2	13.3	1023	14.2
4. Very wrong	13	86.7	5593	77.7
5. Don't know	0	0.0	89	1.2

11a2. How wrong do you think it would be for your child / children to drink alcohol? High School youth (9th-12th grade)



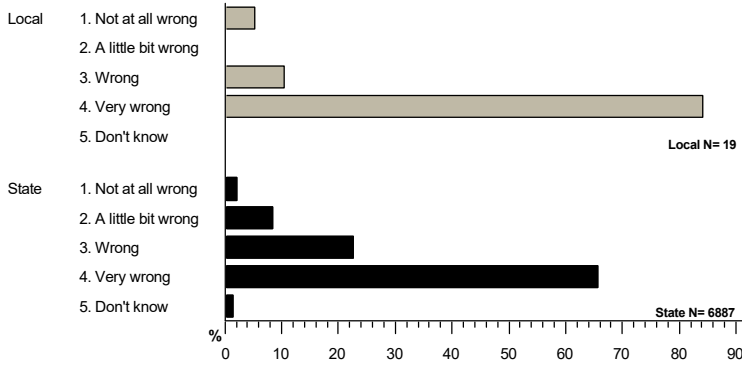
Answer	Local		State	
	Count	%	Count	%
1. Not at all wrong	0	0.0	162	2.3
2. A little bit wrong	1	5.3	724	10.4
3. Wrong	2	10.5	1843	26.4
4. Very wrong	16	84.2	4160	59.7
5. Don't know	0	0.0	83	1.2

11b1. How wrong do you think it would be for your child/ children to use marijuana? Middle School youth (6th-8th grade)



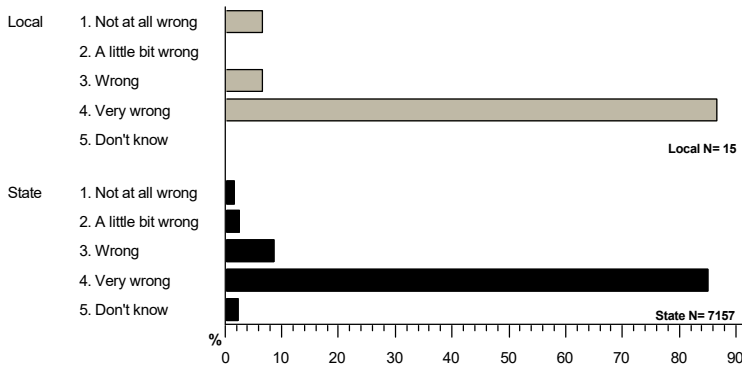
Answer	Local		State	
	Count	%	Count	%
1. Not at all wrong	0	0.0	135	1.9
2. A little bit wrong	1	6.7	223	3.1
3. Wrong	3	20.0	960	13.5
4. Very wrong	11	73.3	5679	80.0
5. Don't know	0	0.0	100	1.4

11b2. How wrong do you think it would be for your child / children to use marijuana? High School youth (9th-12th grade)



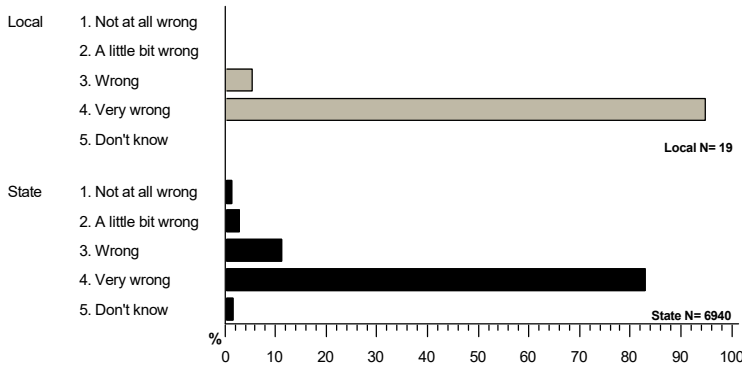
Answer	Local		State	
	Count	%	Count	%
1. Not at all wrong	1	5.3	139	2.0
2. A little bit wrong	0	0.0	577	8.4
3. Wrong	2	10.5	1554	22.6
4. Very wrong	16	84.2	4517	65.6
5. Don't know	0	0.0	100	1.5

11c1. How wrong do you think it would be for your child / children to use prescription drugs not prescribed to them? Middle School youth (6th-8th grade)



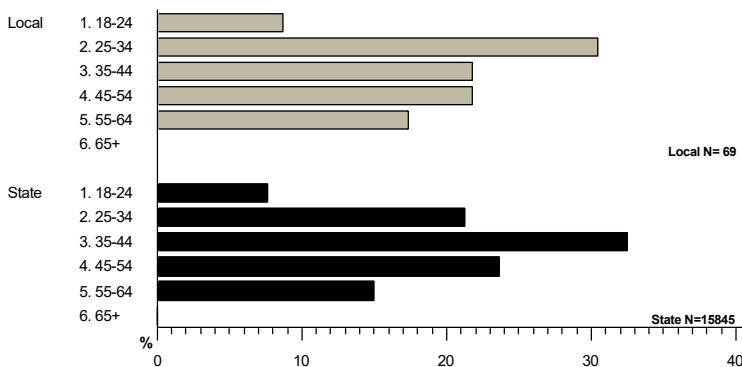
Answer	Local		State	
	Count	%	Count	%
1. Not at all wrong	1	6.7	123	1.7
2. A little bit wrong	0	0.0	175	2.4
3. Wrong	1	6.7	612	8.6
4. Very wrong	13	86.7	6088	85.1
5. Don't know	0	0.0	159	2.2

11c2. How wrong do you think it would be for your child / children to use prescription drugs not prescribed to them? High School youth (9th-12th grade)



Answer	Local		State	
	Count	%	Count	%
1. Not at all wrong	0	0.0	97	1.4
2. A little bit wrong	0	0.0	197	2.8
3. Wrong	1	5.3	773	11.1
4. Very wrong	18	94.7	5758	83.0
5. Don't know	0	0.0	115	1.7

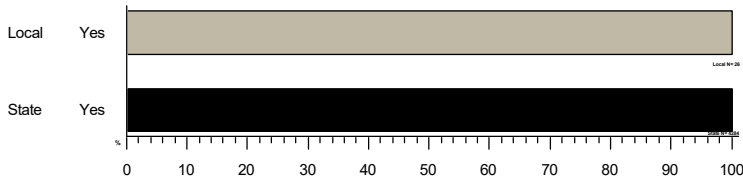
12. What is your age?



Answer	Local		State	
	Count	%	Count	%
1. 18-24	6	8.7	1205	7.6
2. 25-34	21	30.4	3373	21.3
3. 35-44	15	21.7	5140	32.4
4. 45-54	15	21.7	3749	23.7
5. 55-64	12	17.4	2373	15.0
6. 65+	0	0.0	5	0.0

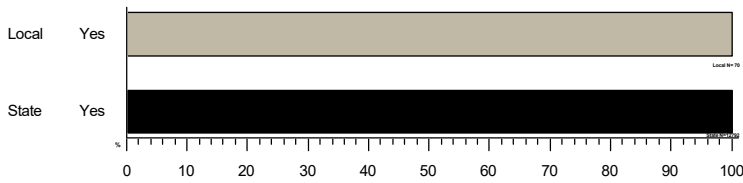
13a. How do you currently identify yourself? Male

Answer	Local		State	
	Count	%	Count	%
Yes	26	100.0	4284	100.0



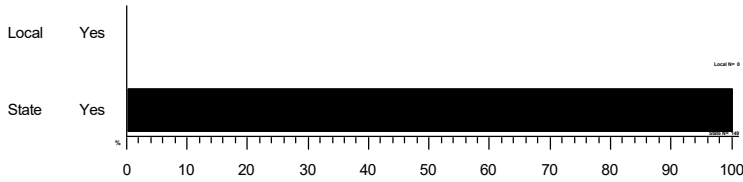
13b. How do you currently identify yourself? Female

Answer	Local		State	
	Count	%	Count	%
Yes	70	100.0	12792	100.0



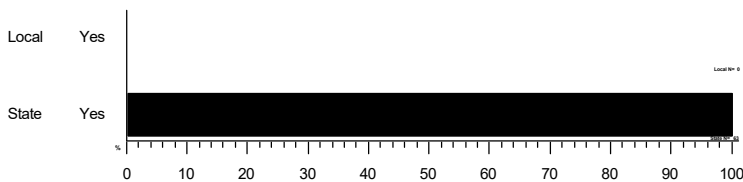
13c. How do you currently identify yourself? Transgender

Answer	Local		State	
	Count	%	Count	%
Yes	0	0.0	149	100.0



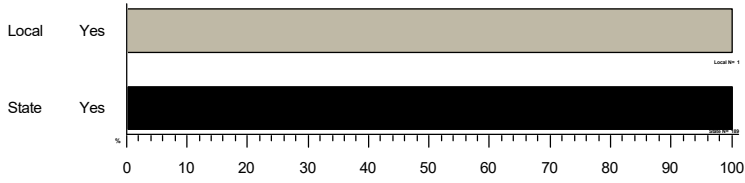
13d. How do you currently identify yourself? Questioning / not sure of my gender identity

Answer	Local		State	
	Count	%	Count	%
Yes	0	0.0	63	100.0



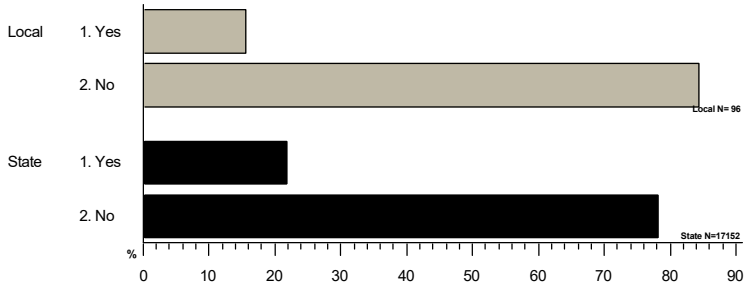
13e. How do you currently identify yourself? Something else fits better

Answer	Local		State	
	Count	%	Count	%
Yes	1	100.0	189	100.0



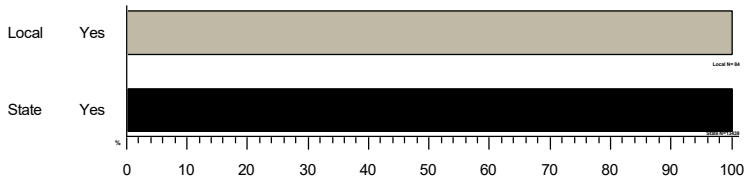
14. Are you of Hispanic, Latino/Latina or Spanish origin?

Answer	Local		State	
	Count	%	Count	%
1. Yes	15	15.6	3743	21.8
2. No	81	84.4	13409	78.2



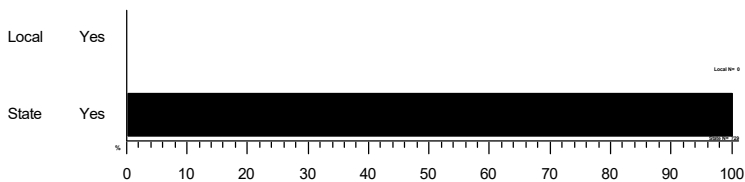
15a. What is your race? White

Answer	Local		State	
	Count	%	Count	%
Yes	84	100.0	13439	100.0



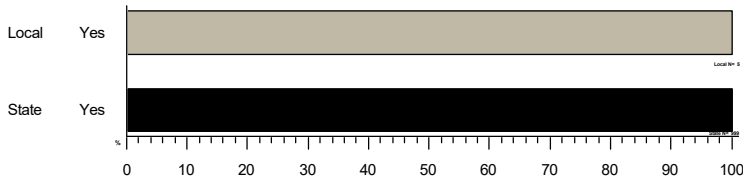
15b. What is your race? Black or African American

Answer	Local		State	
	Count	%	Count	%
Yes	0	0.0	729	100.0



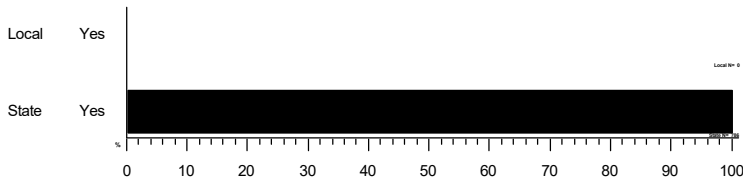
15c. What is your race? American Indian, Alaska Native

Answer	Local		State	
	Count	%	Count	%
Yes	5	100.0	999	100.0



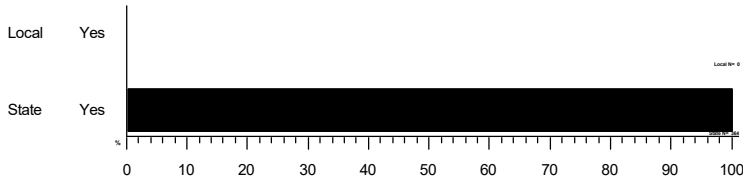
15d. What is your race? Asian or Asian American

Answer	Local		State	
	Count	%	Count	%
Yes	0	0.0	786	100.0



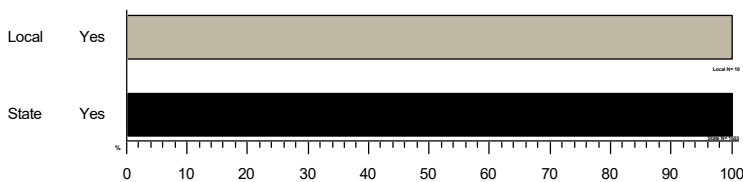
15e. What is your race? Native Hawaiian or other Pacific Islander

Answer	Local		State	
	Count	%	Count	%
Yes	0	0.0	364	100.0



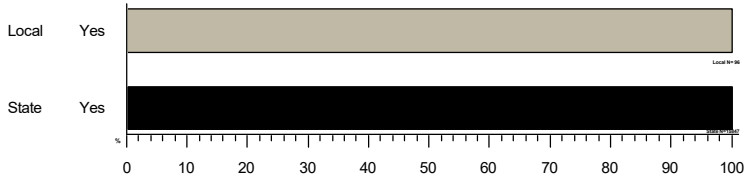
15f. What is your race? Other

Answer	Local		State	
	Count	%	Count	%
Yes	10	100.0	1503	100.0



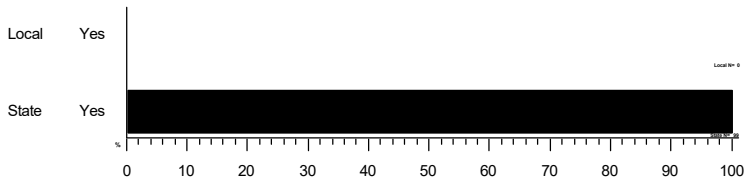
16b. What languages are spoken in your home? English

Answer	Local		State	
	Count	%	Count	%
Yes	96	100.0	15847	100.0



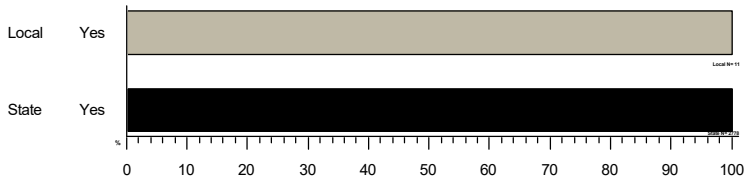
16a. What languages are spoken in your home? Cambodian

Answer	Local		State	
	Count	%	Count	%
Yes	0	0.0	99	100.0



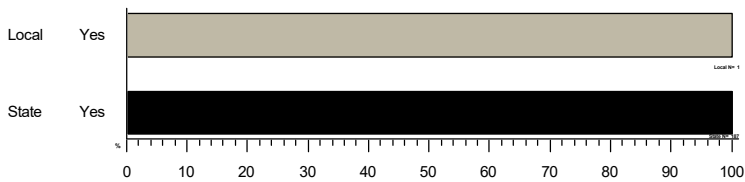
16e. What languages are spoken in your home? Spanish

Answer	Local		State	
	Count	%	Count	%
Yes	11	100.0	2778	100.0



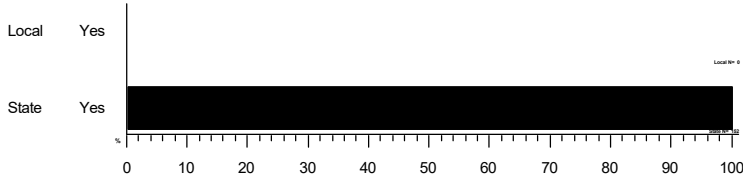
16c. What languages are spoken in your home? Russian

Answer	Local		State	
	Count	%	Count	%
Yes	1	100.0	187	100.0



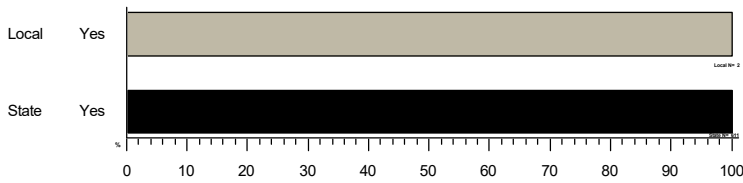
16d. What languages are spoken in your home? Somali

Answer	Local		State	
	Count	%	Count	%
Yes	0	0.0	152	100.0



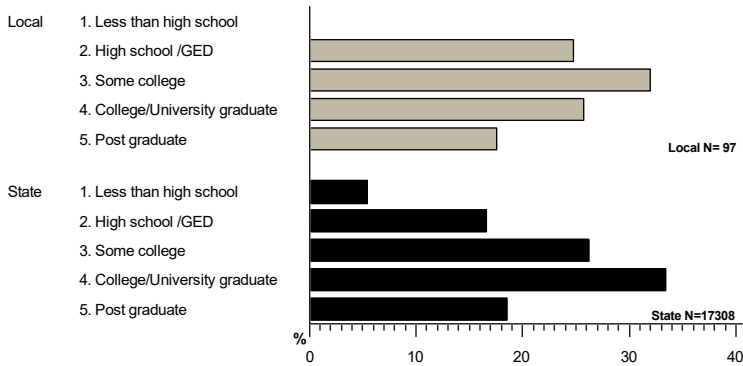
16f. What languages are spoken in your home? Other

Answer	Local		State	
	Count	%	Count	%
Yes	2	100.0	611	100.0



17. What is the highest degree or level of school you completed?

Answer	Local		State	
	Count	%	Count	%
1. Less than high school	0	0.0	938	5.4
2. High school /GED	24	24.7	2867	16.6
3. Some college	31	32.0	4525	26.1
4. College/University graduate	25	25.8	5777	33.4
5. Post graduate	17	17.5	3201	18.5



18. What is your zip code where you live most of the time?

	98823	98837	98851	98856	98861	99115	99344	Unanswered
Local	11	6	74	1	1	1	1	10

